


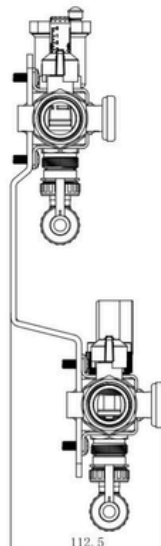
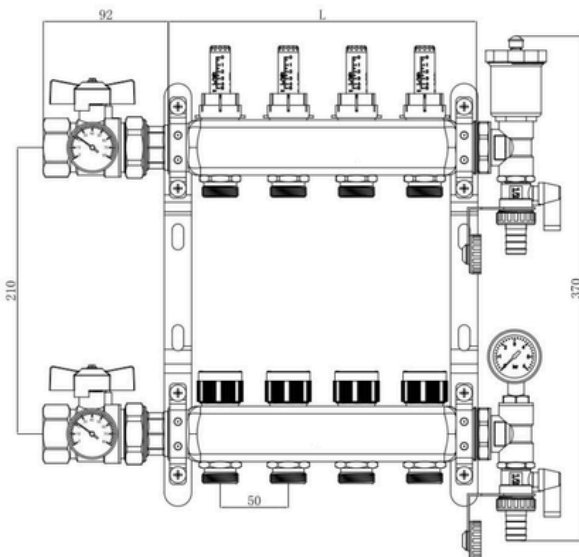
Cli-Mate Stainless Steel Manifold

Stainless steel manifold for 2 up to 12 heating circuits for distribution, shut off and balancing of the heating/cooling water flow of radiant panel heating/cooling systems in compliance with BS EN 1264-4.

The flow rate for each heating circuit can be continuously adjusted via a regulating shut-off valve integrated in the return circuit.



- M30x1.5 valve connection for all common actuators (optional accessory).
- Precise adjustment even at high flow rates.
- Premium quality O-ring valve gaskets (EPDM) ensure permanent ease of operation and high durability.
- 1" MT flat-sealing connections to heat generator, connection to heating
- Circuits via 3/4" euro cone for clamp ring screw connections
- Includes an end set with 3/4" swivel connection for shut-off, filling, draining and flushing.
- Ready-mounted on wall bracket, low-noise pipe clamps in accordance with DIN 4109.
- A wide range of supplementary systems, such as pump groups, hydraulic control units for manifolds, heat interface units and many more.



Circuits	L (mm)	L1 (mm)
2	126	188
3	176	238
4	226	288
5	276	338
6	326	388
7	376	438
8	426	488
9	476	538
10	513	588
11	576	638
12	626	688